



Argyll and Bute Community Plan and Single Outcome Agreement Annual Report 2013-2014

produced by the Argyll and Bute Community Planning Partnership

Nì sinn le chèile gach nì a tha nar comas
Realising our potential together

Argyll and Bute Community Plan and Single Outcome Agreement

Annual Report 2013-14

For further information contact:
Jane Fowler, Head of Improvement and HR
Jane.fowler@argyll-bute.gov.uk
01546 604466

© 2014 Argyll and Bute Community Planning Partners

Introduction

This Argyll and Bute Single Outcome Agreement (SOA) Annual Report outlines the success and details the performance of Argyll and Bute Community Planning Partnership (CPP) in 2013-14.

The 2013-14 financial year was a period in which Argyll and Bute CPP was developing the new Single Outcome Agreement, which is now approved, with detailed delivery plans for each of the 6 outcomes.

The SOA Annual Report 2013-14 is based on the measures from the SOA 2012-13 which have continued to be monitored by partners in addition to new measures which have been monitored by community planning partners in 2013-14. The inclusion of new measures was of particular relevance to Police Scotland and Scottish Fire and Rescue Service who became new organisations from 1st April 2014.

As with previous years, there has been continued progress towards achieving the outcomes adopted at CPP level in Argyll and Bute. Although performance continues to improve, we recognise that there is further room for improvement and much work is still required to ensure that we deliver the best services in the right way to the communities of Argyll and Bute.

The SOA binds partners in a joint agreement to deliver services collectively in the best interests of and in partnership with the communities and individuals in Argyll and Bute. This SOA Annual Report to the Scottish Government sets out how Argyll and Bute CPP has contributed towards the fulfilment of the Government Purpose and the National Outcomes.

This report presents performance information on progress towards the 16 national outcomes and the 18 local outcomes and this is illustrated by a green/amber/red status for each success measure.

Of the 105 measures that are in the SOA Annual Report:

- 87.6% are green meaning they are meeting or exceeding the targets that have been set.
- 12.4% are red meaning they have not met the targets that have been set.

This shows an improvement on performance reported in the 2012-13 SOA Annual Report which saw 80.3% green and 19.7% red.

The report outlines progress against the national outcomes and details the success measures identified for each outcome. The report also contains supporting information relating to the performance of the success measures.

CPP Themes and National Outcomes





| CPP Theme | National Outcomes |
|--|---|
| Argyll and Bute Community Planning Partnership | 15 – Our public services are high quality, continually improving, efficient and responsive to local people’s needs. |
| Economy | 1 – We live in a Scotland that is the most attractive place for doing business in Europe. 2 – We realise our full economic potential with more and better employment opportunities for our people. 3 – We are better educated, more skilled and more successful, renowned for our research and innovation. |
| Environment | 10 – We live in well designed, sustainable places where people are able to access the amenities and services they need. 12 – We value and enjoy our built and natural environment and protect it and enhance it for future generations. 14 - We reduce the local and global environmental impact of our consumption and production. |
| Social Affairs | 3 – We are better educated, more skilled and more successful, renowned for our research and innovation. 4 – Our young people are successful learners, confident individuals, effective contributors and responsible citizens. 5 – Our children have the best start in life and are ready to succeed. 6 - We live longer, healthier lives. 7 – We have tackled the significant inequalities in Scottish life. 8 – We have improved the life chances for children, young people and families at risk. 9 – We live our lives safe from crime, disorder and danger. |
| 3 rd Sector and Communities | 7 – We have tackled the significant inequalities in Scottish life. 11 – We have strong, resilient and supportive communities where people take responsibility for their own actions and how they affect others. 13 – We take pride in a strong, fair and inclusive national identity. |




Economy

We need our people to have the right skills and attitudes to seize opportunities. We need to ensure that our economy is diverse, dynamic and highly adaptable with the ability to attract people of all ages to live and work here.








| Local Outcomes | National Outcomes |
|--|--|
| CPP 1 – Argyll and Bute has more businesses operating in the area, creating more jobs. CPP 2 – We have a skilled and competitive workforce capable of attracting employment to Argyll and Bute CPP 3 – We have contributed to an environment where existing and new businesses can succeed. CPP 4 – Our transport infrastructure adapts and develops to meet the social and economic needs of our communities | 1 We live in a Scotland that is the most attractive place for doing business in Europe. 2 We realise our full economic potential with more and better employment opportunities for our people. 3 We are better educated, more skilled and more successful, renowned for our research and innovation. |


Local Outcome 1 – Argyll and Bute has more new businesses operating in the area, creating more jobs.

| Ref | Lead Organisation | Success measures | Commentary | Status |
|-----------|-------------------------|---|---|--|
| CPP 01.01 | Argyll and Bute Council | Number of job starts – this measure was amended in 2013/14 (was previously Number of job outcomes). | <p>By the end of the financial year 2013-14 the Employability Team and partner organisations have achieved 1,513 job starts (1,101 first jobs and 412 subsequent jobs).</p> <p>Over the duration of the Work Programme (since June 2011) the Argyll and Bute Employability Team and partner organisations are on average achieving 69% in terms of job entries being converted to sustainable job outcomes.</p> |  Green |
| CPP 01.02 | Argyll and Bute Council | Number of referrals from Jobcentre Plus | During 2013/14, a total of 1,044 customers were referred to the Employability Team and partner organisations through the Work Programme – an overall total of 4,096 since the launch of the Work Programme in June 2011. |  Green |
| CPP 01.03 | Argyll and Bute Council | No of business start-ups supported | The number of new start-ups supported in 2013/14 was 101 against a target of 100 (101% of target achieved). |  Green |
| CPP 01.04 | Argyll and Bute Council | No of existing businesses supported | The over-performance against target of the number of existing businesses supported shows that demand for Business Gateway support is there, with 566 businesses supported against a target of 240 (236% of target achieved). |  Green |

| | | | | |
|--------------|-----|---|--|--|
| CPP 01.05 | HIE | Number of account managed businesses supported | 40 account managed businesses were supported in 2013-14 reaching the target set. The year brought about an increased demand for HIE resources which is an indication of increased business confidence. Whilst access to bank finance is still challenging in some sectors this increasing demand also provides evidence of the availability of competitive lending, and an indication that our more successful businesses are structuring themselves to maximise on upcoming opportunities. There continues to be an increasing interest in internationalisation and HIE together with SDI have arranged a series of workshops delivered in Argyll to increase awareness and understanding of how best to realise the benefits of any international opportunities. |  Green |
| CPP 01.06 | HIE | Number of social enterprises supported to increase social impacts | 23 social enterprises in 2013-14 were supported to increase social impacts against a target of 15. The public funding environment remains challenging, as does an increasing understanding of the implications of State Aid rules where trading activities are being undertaken. There continues to be a number of successful and ambitious social enterprises achieving increased growth with appropriate support. HIE support is focused in those social enterprises with the greatest potential to continue this growth, and those in our most fragile communities. |  Green |
| CPP 01.07 | HIE | Jobs created within fragile areas | 28 jobs were created against a target of 20 in 2013-14. |  Green |


Local Outcome 2 – We have a skilled and competitive workforce capable of attracting employment to Argyll and Bute.

| Ref | Lead Organisation | Success measures | Commentary | Status |
|-----------|----------------------------|---|--|--|
| CPP 02.01 | Argyll and Bute Council | Increase the number of adults achieving learning outcomes through CBAL (Community Based Adult Learning). | The number of adults achieving learning outcomes through CBAL has risen from 253 in 2012-13 to 525 in 2013-14. |  Green |
| CPP 02.02 | Third Sector Partnership | Number of third sector staff upskilled | 117 members of third sector staff were upskilled through training in 2013-14 against a target of 100. |  Green |
| CPP 02.03 | Third Sector Partnership | Ensure personal confidence and development of individuals is improved through the delivery of 50 CBT courses by March 2014. | The Third Sector Partnership delivered 68 CBT courses in 2013/14 against a target of 60. |  Green |
| CPP 02.04 | Third Sector Partnership | Increase the number of volunteers or course participants finding employment through gaining skills | 9 volunteers or course participants found employment through gaining skills in 2013-14 against a target of 10. |  Red |
| CPP 02.05 | Third Sector Partnership | Deliver 8 accredited courses/workshops by March 2014. | 9 accredited courses/workshops delivered in 2013-14 against a target of 8. |  Green |
| CPP 02.06 | Third Sector Partnership | Deliver 35 unaccredited courses workshops by March 2014. | 41 unaccredited courses/workshops delivered in 2013-14. |  Green |
| CPP 02.07 | Economy CPP Thematic Group | Maintain the number of people in employment and self-employment rate (working age population, 16-64 years) | The number of people in employment increased over the period of 2013-14 from 38,400 to 40,100. Over the same period the self-employment rate increased from 12.1% to 13% |  Green |

| | | | | |
|--------------|-------------------------------------|--|---|--|
| CPP 02.08 | Economy CPP Thematic Group | No of unemployed and long term unemployed | The number of unemployed at the end of 2013-14 was 1,489 which was lower than the figure at the end of 2012-13 of 1,908. Similarly, the number of long term unemployed at the end of 2013-14 was 635 against a figure of 810 at the end of 2012-13. |  Green |
|--------------|-------------------------------------|--|---|--|



DRAFT




Local Outcome 3 – We have contributed to an environment where existing and new businesses can succeed

| Ref | Lead Organisation | Success measures | Commentary | Status |
|-----------|-------------------------|---|--|--|
| CPP 03.01 | Argyll and Bute Council | Improve the speed and determination of planning applications. | The % of all planning applications processed within 2 months was 73% during 2013-14 against a target of 70%. This is also 5% above performance in 2012-13. |  Green |

DRAFT

Local Outcome 4 – Our transport infrastructure adapts and develops to meet the social and economic needs of our communities

| Ref | Lead Organisation | Success measures | Commentary | Status |
|-----------|-------------------------|---|--|--|
| CPP 04.01 | Argyll and Bute Council | Planned roads repairs as a % of revenue budget | <p>At the end of 2013-14, the planned road repairs as a % of the revenue budget was 75% against a target of 70%.</p> <p>The figure for 'planned roads repairs as a % of the revenue budget' has generally taken a downward trend over the year with a slight recovery over the summer months – this reflects the volume of potholing repairs required across the network. Whilst we have been concentrating capital spend on improving our main strategic routes, the condition of many roads on the periphery of the network continues to decline – requiring ever-increasing revenue funded repairs. Also, this measure varies seasonally, with an expected increase in potholing over the autumn and winter months.</p> |  Green |
| CPP 04.02 | Argyll and Bute Council | Category 1 road defects repaired in accordance with the roads asset management plan | <p>The average percentage of Cat 1 defects attended to within the allocated day time period for 2013-14 is 91% against a target of 90%. The overall number for Cat 1 defects reported during the year continues to fluctuate which is perhaps reflective of seasonal weather conditions and the actual condition of the road network.</p> |  Green |



| | | | | |
|--------------|----------------------------|--|---|--|
| CPP 04.03 | Argyll and Bute Council | Average response time for completion of planned pre-salting of roads | At the end of 2013-14, the average response time for completion of planned pre-salting was 1.95 hours against a target of 2.5 hours. |  Green |
| CPP 04.04 | Argyll and Bute Council | Street Lighting faults repaired in 7 days | In 2013/14, over 92% of faults were repaired within 7 days (1991 out of 2153 faults) which was an increase from 2012-13. The main reason for the drop in fault numbers is due to the ongoing usage of long life lamps and efficient work practices. |  Green |
| CPP 04.05 | Argyll and Bute Council | Streetscene - overall street cleanliness | <p>The cleanliness index achieved following inspection of a sample of streets and other relevant land at the end of 2013-14 was 79 against a target of 74.</p> <p>The performance in street cleanliness remains of a good standard across Argyll and Bute. Amenity Services has undergone the implementation of a 20% service review implementation, followed by a further budget reduction of 8.1%. The service has restructured its methods in delivering services, from the introduction of annualised hours and also delivering more flexible teams, to carry out all tasks in an area as opposed to being focused on certain aspects of the business.</p> <p>It is felt throughout the Council wide area that the training carried out in relation to the street cleanliness operation and the KSB programme has benefited the performance of the operation and the understanding of the performance criteria.</p> |  Green |

Environment

Argyll and Bute is an area of great natural beauty and diversity. We have huge natural potential for energy generation, food and drink, leisure and tourism. We need to develop the area further, whilst protecting and enhancing what makes it attractive.






| Local Outcomes | National Outcomes |
|---|--|
| CPP 5 – The places where we live, work and visit are well planned, safer and successful, meeting the needs of our communities. CPP 6 – we contribute to a sustainable environment. CPP 7 – the full potential of our outstanding built and natural environment is realised through partnership working. | 10 We live in well designed, sustainable places where people are able to access the amenities and services they need. 12 We value and enjoy our built and natural environment and protect it for future generations. 14 We reduce the local and global environmental impact of our consumption and production. |

Local Outcome 5 – The places we live, work and visit are well planned, safer and successful, meeting the needs of our communities.

| Ref | Lead Organisation | Success measures | Commentary | Status |
|-----------|-------------------------|--|--|--|
| CPP 05.01 | Argyll and Bute Council | % of building warrants responded to within 20 days | In 2013-14, 96% of building warrants were responded to within 20 days against a target of 80%. |  Green |
| CPP 05.02 | Argyll and Bute Council | % of building warrants issued within 6 days | In 2013-14, 94% of building warrants were issued within 6 days against a target of 80%. |  Green |

DRAFT


Local Outcome 6 – We contribute to a sustainable environment.


| Ref | Lead Organisation | Success measures | Commentary | Status |
|-----------|-------------------------|--|---|--|
| CPP 06.01 | Argyll and Bute Council | Reduction in Councils Carbon emissions. | At the end of 2013-14, 5,807 tonnes of carbon had been saved from tangible projects. Although this reduction of CO2 per annum is clearly an excellent achievement, it indicates a lag of about 12 months in terms of achieving projected original carbon reduction delivery targets. |  Green |
| CPP 06.02 | Argyll and Bute Council | % utilisation of light vehicle | The use of light vehicle fleet for 2013-14 was 67% against a target of 60%. |  Green |
| CPP 06.03 | Argyll and Bute Council | Reduced the average subsidy per passenger accessing council funded public transport to £1.58 | The average subsidy per passenger accessing council funded public transport at the end of 2013-14 was £1.94 against a target of £1.58. The figures take account of seasonal fluctuations in bus passenger numbers. We are working with operators to ensure that potential customers are made aware of the public transport services available to them in order to maximise patronage. |  Red |
| CPP 06.04 | Argyll and Bute Council | No of tonnes of Biodegradable Municipal Waste to landfill | In 2013, 19,507 tonnes of biodegradable municipal waste was sent to landfill against a target of no more than 21,500 tonnes. This is a reduction of 7% from the previous year. |  Green |
| CPP 06.05 | Argyll and Bute Council | Increased Recycling ,composting and recovery rate for household waste | In 2013, 48.9% of household waste was recycled and composted against a target of 40%. This is over a 4% increase from the previous year. |  Green |

| | | | | |
|--------------|----------------------------|--|--|------------|
| CPP 06.06 | Argyll and Bute Council | Streetscene - overall street cleanliness | The cleanliness index achieved following inspection of a sample of streets and other relevant land at the end of 2013-14 was 79 against a target of 74. | ● Green |
| CPP 06.07 | Argyll and Bute Council | Improve the quality of drinking water from private water supplies | In 2013-14, of the 434 category A (commercial supplies), 67.5% have been improved with the support of the Councils improvement grant scheme, and 82% met the required standards. Public health interventions were undertaken to those who failed to meet the standards. | ● Green |

DRAFT

Local Outcome 7 – The full potential of our outstanding built and natural environment is realised through partnership working

| Ref | Lead Organisation | Success measures | Commentary | Status |
|--------------|----------------------------|-------------------------|--|--|
| CPP 07.01 | Argyll and Bute Council | Core paths plan adopted | <p>The Habitats Regulations Appraisal (HRA), a new and complex process, has been introduced as a requirement to accompany the Core Path Plan since the commencement of the Core Path Plan process. This lengthy document has been prepared and submitted to Scottish Natural Heritage (SNH). The process now rests with SNH to agree the HRA. Following this, clearance can be obtained from the Strategic Environmental Assessment Gateway that a Strategic Environmental Assessment is not required. The Scottish Government Reporters will then be able to conclude and release the Report on the objections to the Core Path Plan and request that the Council Adopt the Core Path Plan.</p> |  Red |

| | | | | |
|-----------|-------------------------|--|---|--|
| CPP 07.02 | Argyll and Bute Council | Community benefit framework to secure social economic benefit for Argyll and Bute developed. | Draft new community wind farm benefit policy/framework developed and agreed with the Argyll and Bute Renewable Alliance (ABRA). The new policy/framework seeks to increase the payments per MW from £2,000 to £5,000 and looks to the provision of a local and a regional funding stream. The framework seeks to secure as a first step the development of a local community development plan which will help to inform how funding is best distributed to deliver tangible economic benefit. The framework also looks at the options for community ownership/investment. |  Green |
|-----------|-------------------------|--|---|--|

Social Affairs





We want to deliver the best services for our customers. To do this we need to have policies, protocols and processes that focus on our customers' needs. Our employees need to have the right skills and tools to do their jobs. We need to make the most of our resources by workiNG with our partners to deliver services in a different way.

| Local Outcomes | National Outcomes |
|---|--|
| <p>CPP 8 – Our children are protected and nurtured so that they can achieve their potential.</p> <p>CPP 9 – Our people are supported to live more active, healthier and independent lives.</p> <p>CPP 10 – We work with our partners to tackle discrimination.</p> <p>CPP 11 – Vulnerable children and families are protected and are supported in sustainable ways within their communities.</p> <p>CPP 12 – Our young people have the skills, attitudes and achievements to succeed throughout their lives.</p> | <p>3 We are better educated, more skilled and more successful, renowned for our research and innovation.</p> <p>4 Our young people are successful learners, confident individuals, effective contributors and responsible citizens.</p> <p>5 Our children have the best start in life and are ready to succeed.</p> <p>6 We live longer, healthier lives.</p> <p>7 We have tackled the significant inequalities in Scottish life.</p> <p>8 We have improved the life chances for children, young people and families at risk.</p> <p>9 We live our lives safe from crime, disorder and danger.</p> |








| | |
|--|--|
| <p>CPP13 – The impact of alcohol and drugs on our communities, and on the mental health of individuals, is reduced.</p> <p>CPP 14 – The places where we live, work and visit are well planned, safer and successful, meeting the needs of our communities.</p> | |
|--|--|

DRAFT


Local Outcome 8 – Our children are protected and nurtured so that they can achieve their potential.

| Ref | Lead Organisation | Success measures | Commentary | Status |
|-----------|-------------------------|--|---|--|
| CPP 08.01 | Argyll and Bute Council | Maintain the percentage of care leavers with a pathway plan at 100%. | Throughout 2013-14, 100% of care leavers had a pathway plan. |  Green |
| CPP 08.02 | Argyll and Bute Council | Ensure the percentage of children on Child Protection Register (CPR) with a current risk assessment remains at 100%. | At the end of 2013-14, 100% of children on Children Protection Register had an up to date risk assessment showing a slightly improved level of performance from 96% at the end of 2012-13. |  Green |
| CPP 08.03 | Argyll and Bute Council | Ensure the number of child protection repeat registrations remains at 0. | At the end of 2013-14, there were no child protection repeat registrations. |  Green |
| CPP 08.04 | Argyll and Bute Council | Increase the percentage of children affected by disability receiving community based support to 80%. | At the end of 2013-14, 60% of children affected by disability were receiving community based support. Overall we have seen a change in the pattern of care choices over the past year with an increase in families choosing overnight respite as opposed to community based respite. It is unclear what impact the implementation of self-directed support will have on the care choices for parents and carers. |  Red |

Local Outcome 9 –Our older people live more active, healthier and independent lives.







| Ref | Lead Organisation | Success measures | Commentary | Status |
|-----------|--------------------------------|---|--|---|
| CPP 09.01 | Argyll and Bute Council | Increase the number of enhanced Telecare packages | The number of enhanced Telecare packages at the end of 2013-14 was 435 against a target of 420. |  Green |
| CPP 09.02 | Argyll and Bute Council | Decrease the number of Adult Care unallocated cases after 5 working days to 50. | The number of Adult Care unallocated cases after 5 working days was 29 at the end of 2013-14. |  Green |
| CPP 09.03 | Argyll and Bute Council NHS | Increase the percentage of older people receiving care in the community versus residential care or NHS continuing care beds | At the end of 2013-14, 77% of older people were receiving care in the community. Performance continues to improve and move towards the set target. |  Green |
| CPP 09.04 | Argyll and Bute Council | Increase the number of visits to Council Gyms | The number of visits to Council Gyms in 2013-14 was 119,323 against a target of 110,500. |  Green |
| CPP 09.05 | Argyll and Bute Council | Increase the number of visits to Council pools | The number of visits to Council pools in 2013-14 was 384,871 against a target of 385,140. |  Red |
| CPP 09.06 | NHS | Increase the number of people supported to be smoke free one month after planned quit date to 840. | The number of people supported to be smoke free one month after planned quit date was 1,466 at the end of 2013-14. |  Green |
| CPP 09.07 | NHS | Increase the % of mothers' breastfeeding | 31% of mothers' are breastfeeding their new-born children against a target of 36%. |  Red |


Local Outcome 10 – We work with our partners to tackle discrimination.

| Ref | Lead Organisation | Success measures | Commentary | Status |
|--------------|-------------------|--|--|--|
| CPP 10.01 | NHS | Deliver training on Lesbian, Gay, Bisexual and Transgender issues. | In 2013-14, 154 people attended 10 LGBT courses in total. This includes LGBT diversity and inclusion training and transgender awareness training. It also includes training courses on talking to young people about sex and relationships which includes an LGBT focus. |  Green |

DRAFT








Local Outcome 11 – Vulnerable adults, children and families are protected and are supported in sustainable ways within their communities.

| | | | | |
|--------------|-----------------------------|---|--|--|
| CPP 11.01 | Argyll and Bute Council | Getting It Right For Every Child: Increase the percentage of Looked After and Accommodated Children (LAAC) in Care over 12 months with a Plan for Permanence. | At the end of 2012-13, 60% of LAAC in Care over 12 months had a plan for permanence against a target of 70%. The indicator will change in relation to the current reporting methodology. These changes are in relation to the development of the new Universal Child Assessment and the ongoing work with CELCIS. |  Green |
| CPP 11.02 | Argyll and Bute Council | GIRFEC Increase the percentage of Community Childminders Receiving Good or Above in Care Inspectorate inspections to 100%. | 100% of active community childminders achieved the Care Inspectorate grading of “Good”, grade 4, or above during 2012-13 showing an improvement from 91% in 2011-12. |  Green |
| CPP 11.03 | Argyll and Bute Council | Increase the percentage of Children on the Child Protection Register (CPR) with no Change of Social Worker to 75%. | 80% of children on the Child Protection Register had no change of social worker in 2013-14 against a target of 75%. |  Green |
| CPP 11.04 | Argyll and Bute Council | Reduce the number of people awaiting free personal care (FPC) within their homes 0-4 weeks to 0. | There were 0 people awaiting Free Personal Care within their home for 0-4 weeks in 2013-14. |  Green |
| CPP 11.05 | Argyll and Bute Council | Reduce the number of delayed discharge clients within Argyll and Bute to 25. | At the end of 2013-14, there were 16 delayed discharge clients within hospitals in Argyll and Bute. |  Green |
| CPP 11.06 | Third Sector Partnership | Increase the number of older people who are supported to live independently for longer through third sector interventions and support to 650. | At the end of 2013-14, there were 843 cases of older people supported to live independently through third sector interventions. |  Green |

| | | | | |
|--------------|-----------------------------|---|---|--|
| CPP 11.07 | Third Sector Partnership | Increase the number of people engaged in activities and reporting improved mental health and well-being, over a minimum of 6 month period to 200. | At the end of 2013-14 there were 218 cases of people engaged in activities and reporting mental health and well-being. Individuals engaged in activities and reporting mental health and well-being are tracked over a 6 month period so the date of the assessment is dependent on the date of registration. |  Green |
|--------------|-----------------------------|---|---|--|

DRAFT




Local Outcome 12 – Our young people have the skills, attitudes and achievements to succeed throughout their lives.

| Ref | Lead Organisation | Success measures | Commentary | Status |
|-----------|-------------------------|--|---|--|
| CPP 12.01 | Argyll and Bute Council | Increase the percentage of S6 students attaining 1 or more subjects at level 7 or better to 17%. | 15% of S6 students attaining 1 or more subjects at level 7 or better against the authority target of 17% and the national average of 17% in academic year 2012/13. |  Red |
| CPP 12.02 | Argyll and Bute Council | Increase the percentage of S5 students attaining 5 or more subjects at level 6 to 13%. | 13% of S5 students attaining 5 or more subjects at level 6 or better against the authority target of 13% and the national average of 13% in academic year 2012/13. |  Green |
| CPP 12.03 | Argyll and Bute Council | Increase the percentage of S6 students attaining 5 or more subjects at level 6 or better to 23%. | 23% of S6 students attaining 5 or more subjects at level 6 or better against the authority target of 23% and the national average of 26% in academic year 2012/13. |  Green |
| CPP 12.04 | Argyll and Bute Council | Increase the percentage of S5 students attaining 3 or more subjects at Level 6 to 26% | 30% of S5 students attaining 3 or more subjects at Level 6 against the authority target of 26% and the national average of 28% in academic year 2012/13. |  Green |
| CPP 12.05 | Argyll and Bute Council | Increase the percentage of S4 students attaining 5 or more subjects at Level 4 or better to 82%. | 80% of S4 students attaining 5 or more subjects at Level 4 or better against the authority target of 82% and the national average of 80%. |  Red |
| CPP 12.06 | Argyll and Bute Council | Increase the percentage of S4 students attaining 5 or more subjects at level 5 or better to 38%. | 39% of S4 students attaining 5 or more subjects at level 5 or better against authority target of 38% and the national average of 38%. |  Green |
| CPP 12.07 | Argyll and Bute Council | Ensure 3 school reviews are completed each quarter. | 4 school reviews were completed in 2013-14. Due to the restructuring of the Quality Improvement team it was not possible to undertake 3 school reviews per quarter. |  Red |








| | | | | |
|--------------|----------------------------|---|--|------------|
| CPP 12.08 | Argyll and Bute Council | Increase the percentage of school leavers going to a positive destination. | The % of school leavers going to a positive destination was 92% against a target of 86% and a national average of 88% for academic year 2012-13. | ● Green |
| CPP 12.09 | Argyll and Bute Council | Increase the number of interactions between young people and youth services to 16,000 per year. | The number of interactions between young people and youth services was 27,403 in 2013-14. | ● Green |
| CPP 12.10 | Argyll and Bute Council | Increase the number of participants in activities that improve literacy and numeracy to 1,200 per year. | The number of participants in activities that improve literacy and numeracy was 1,487 in 2013-14. | ● Green |







DRAFT



Local Outcome 13 – The impact of alcohol and drugs on our communities, and on the mental health of individuals, is reduced.


| Ref | Lead Organisation | Success measures | Commentary | Status |
|-----------|--------------------------------|--|--|---|
| CPP 13.01 | NHS | Reduced incidence of hazardous alcohol consumption through delivery of Alcohol Brief Interventions (ABIs) | The cumulative figure for 2013-14 as at the end of February 2014 was 1,014 against a projection of 978. |  Green |
| CPP 13.02 | NHS | Reduce or maintain current rates of hospitalisation from alcohol related conditions | The rate of hospitalisation from alcohol related conditions decreased to 787/100,000 population in 2011/12 against performance of 792/100,000 population in 2010/11. |  Green |
| CPP 13.03 | Argyll and Bute Council NHS | Increase the % of clients waiting less than 5 weeks from referral to appropriate drug or alcohol treatment to 90%. | The % of clients waiting less than 5 weeks from referral to appropriate drug or alcohol treatment was 98.3% against a target of 90%. |  Green |

Local Outcome 14 – The places where we live, work and visit are well planned, safer and successful, meeting the needs of our communities.

| Ref | Lead Organisation | Success measures | Commentary | Status |
|-----------|-------------------------|---|---|--|
| CPP 14.01 | Argyll and Bute Council | Increase the percentage of Unpaid Work Orders (UWOs) commenced within 7 working days. | 94% of Unpaid Work Orders commenced within 7 working days against a target of 40%. |  Green |
| CPP 14.02 | Argyll and Bute Council | Increase the percentage of Community Payback Order (CPO) supervision cases seen without delay (5 days). | 73% of Community Payback Order supervision cases were seen without delay against a target of 90%. The data for 2013/14 shows a disappointing performance but the majority of these failings can be attributed to client non-compliance rather than service performance. |  Red |
| CPP 14.03 | Argyll and Bute Council | Increase the percentage of Breach Applications Successfully Completed to 100%. | 100% of Breach Applications were successfully completed in 2013-14. |  Green |
| CPP 14.04 | Argyll and Bute Council | Increase Homeless Priority Need Determinations. | 100% of households assessed as homeless were determined as priority need for accommodation in 2013-14. |  Green |
| CPP 14.05 | Argyll and Bute Council | Ensure four Community Safety Forum Meetings take place every quarter. | In 2013-14, 20 Community Safety Forum meetings were held against a target of 16. |  Green |
| CPP 14.06 | Argyll and Bute Council | Reduce or maintain permanent housing for priority needs households. | In 2013-14, 50% of all Registered Social Landlord lets have gone to homeless applicants. |  Green |
| CPP 14.07 | Argyll and Bute Council | Increase the percentage of anti-social cases resolved to 50%. | In 2013-14, 52% of anti-social cases had been resolved against a target of 50%. |  Green |

| | | | | |
|--------------|--|--|--|--|
| CPP 14.08 | Police Scotland | Number of incidents involving crimes of violence | The number of crimes involving violence for 2013-14 was 78 against a target of 80. |  Green |
| CPP 14.09 | Police Scotland | To maintain the high detection rate for crimes of violence | The detection rate for crimes of violence was 97.4% against a target of 91.2%. |  Green |
| CPP 14.10 | Police Scotland | Number of incidents of disorder. | In 2013-14 the number of incidents of disorder reduced to 2550 against a target of 5630. |  Green |
| CPP 14.11 | Police Scotland | Number of speeding offences detected in an effort to positively influence driver behaviour | The number of speeding offences detected in 2013-14 was 2130 against a target of 1820. |  Green |
| CPP 14.12 | Scottish Fire and Rescue Service | Number of accidental dwelling fires | The number of accidental dwelling fires in 2013-14 was 78. The target is the main focus of all Community Safety activities through the Home Fire Safety Visit initiatives and education programmes. Over recent years this has improved to an all-time low figure. |  Green |
| CPP 14.13 | Scottish Fire and Rescue Service | Number of fire casualties and fatalities | The number of fire casualties and fatalities in 2013-14 was 12. Casualty figures are better than target and provide an indicator that the preventative approach is working within our communities. |  Green |

| | | | | |
|--------------|--|---|--|--|
| CPP 14.14 | Scottish Fire and Rescue Service | Number of deliberate fire settings (primary and secondary) | <p>In 2013-14, the number of deliberate fire settings (primary) was 17 and (secondary) was 55.</p> <p>Primary Fires are designated as fires that involve property. Secondary fires are designated as fires involving refuse, grass and heathland etc.</p> <p>We have worked with Police Scotland over recent years to improve detection rates in deliberate fire raising however, despite these reductions, the number of incidences of Fire Related Anti-Social Behaviour continues to require this multi-agency focus.</p> <p>The summer in 2013 was warm and dry and therefore the Service as a whole experienced a considerable rise in grass fires during this period, however safety campaigns conducted prior to the annual bonfire night did see a general reduction in overall calls being attended by the Service.</p> |  Green |
| CPP 14.15 | Scottish Fire and Rescue Service | Number of Road Traffic Collisions | <p>The number of Road Traffic Collisions in 2013-14 was 79. We have continued to provide safety information through our drive safe programmes and young drivers initiatives and worked alongside the Community Safety Partnership to tackle this priority.</p> |  Red |

| | | | | |
|--------------|--|---|--|--|
| CPP 14.16 | Scottish Fire and Rescue Service | Provide advice and information on fire prevention to those most at risk from fire by targeting Home Safety Visits at vulnerable groups and individuals. | The 'quality' of the Home Fire Safety Visit was improved through working within our Referral Partnerships to identify those most at risk. This resulted in 88% of our visits being delivered to high/medium risk residents in 2013-14. |  Green |
|--------------|--|---|--|--|


DRAFT

Third Sector and Communities

There are long distances between the places where we live, work and visit and some of our communities are very small. We need to find innovative ways of delivering services to make sure our communities are strong, resilient to change, fair and inclusive.





| Local Outcomes | National Outcomes |
|--|--|
| <p>CPP 15 - We work with our partners to tackle discrimination</p> <p>CPP 16 - Our Third Sector and Community Councils have access to information and support, including training opportunities.</p> <p>CPP 17 – Our partners are able to be fully engaged in the way our services are delivered.</p> <p>CPP 18 – We engage with our partners, our communities and our customers to deliver.</p> | <p>7 We have tackled the significant inequalities in Scottish life.</p> <p>11 We have strong, resilient and supportive communities where people take responsibility for their own actions and how they affect others.</p> <p>13 We take pride in a strong, fair and inclusive national identity.</p> |

Local Outcome 15 – We work with our partners to tackle discrimination.




| Ref | Lead Organisation | Success measures | Commentary | Status |
|--------------|--------------------|--|---|--|
| CPP 15.01 | Police Scotland | To maintain the high detection rate for racially motivated crimes and offences | The detection rate for racially motivated crimes and offences and other hate crimes was 84.9% against a target of 82% |  Green |

DRAFT






Local Outcome 16 – Our Third Sector and Community Councils have access to information and support, including training opportunities.

| Ref | Lead Organisation | Success measures | Commentary | Status |
|-----------|--|--|---|--|
| CPP 16.01 | Argyll and Bute Council | Community benefit framework to secure social economic benefit for Argyll and Bute developed. | Draft new community wind farm benefit policy/framework developed and agreed with the Argyll and Bute Renewable Alliance (ABRA). The new policy/framework seeks to increase the payments per MW from £2,000 to £5,000 and looks to the provision of a local and a regional funding stream. The framework seeks to secure as a first step the development of a local community development plan which will help to inform how funding is best distributed to deliver tangible economic benefit. The framework also looks at the options for community ownership/investment. |  Green |
| CPP 16.02 | Argyll and Bute Council Third Sector Partnership | (Number of) training courses/hours delivered to the Third Sector | 23 courses were delivered to the Third Sector in 2013-14. |  Green |
| CPP 16.03 | Third Sector Partnership | Levels of bespoke training delivered to strengthen third sector (number organisations receiving) | 31 organisations received bespoke training against a target of 25 in 2013-14. |  Green |
| CPP 16.04 | Argyll and Bute Council Third Sector Partnership | Number of resources designed and supplied through TSP to upskill and advise sector | In 2013-14, 4 resources were designed and supplied to upskill and advise sector against a target of 2. |  Green |

| | | | | |
|-----------|--|--|---|--|
| CPP 16.05 | Argyll and Bute Council NHS | Increase in new applicants/projects for Third Sector and Health Improvement grants | 73% of applicants receiving Health Improvement grants in 2013-14 had not been awarded funding in previous 2 years. 64% of groups receiving Third Sector grants in 2013-14 were new groups. |  Green |
| CPP 16.06 | Third Sector Partnership | Increased sustainability through leveraged funding (number posts protected) | In 2013-14, 11 posts were safeguarded by funding brought into Argyll and Bute against a target of 10. |  Green |
| CPP 16.07 | Third Sector Partnership | Number of voluntary organisations assisted to start up | In 2013-14, 17 voluntary organisations were assisted to start up by the Third Sector Partnership against a target of 10. |  Green |
| CPP 16.08 | Third Sector Partnership | Improved levels of adherence to mandatory requirements – supported through advice, services (number interventions) | In 2013-14, there were 318 interventions against a target of 200. |  Green |
| CPP 16.09 | Third Sector Partnership | Volunteer Awards delivered and attended by 100+ people from the Third Sector | The annual Volunteer Awards event was held on and attended by more than 100 people. |  Green |
| CPP 16.10 | Third Sector Partnership | Number of young people engaged with and completing awards for Saltire | In 2013-14, 204 young people were engaged and completed awards for Saltire against a target of 150. |  Green |
| CPP 16.11 | Argyll and Bute Council Third Sector Partnership | (Number of) capacity building support sessions given to community groups | 19 capacity building support sessions were delivered across all areas over 2013-14 against a target of 12. |  Green |
| CPP 16.12 | Argyll and Bute Council | Business skills workshops delivered in Argyll and Bute by Business Gateway are open to the Third Sector | In 2013-14, 100% of Business skills workshops delivered by Business Gateway are open to the Third Sector. |  Green |
| CPP 16.13 | Third Sector Partnership | Number of social enterprises assisted to start up | In 2013-14, 9 social enterprises were assisted to start up against a target of 3. |  Green |

| | | | | |
|--------------|----------------------------|--|---|--|
| CPP 16.14 | Argyll and Bute Council | Increased number of social enterprise clients supported by Business Gateway | In 2013-14, 23 social enterprise clients were supported by Business Gateway against a target of 20. |  Green |
| CPP 16.15 | Argyll and Bute Council | Achieve % of community councils responding to needs assessment survey | In 2013-14, 26% of community councils responded to the needs assessment survey against a target of 40%. |  Red |
| CPP 16.16 | Argyll and Bute Council | Deliver training to community councils for the top 4 priorities as identified by community councils in the needs assessment survey | In 2013-14, 100% of all community councils were given basic governance training at their inaugural meetings. A Training Needs Analysis has been carried out and the results of this have informed a training programme for FY 2014-15. The top 4 priorities are: <ul style="list-style-type: none"> • Community Engagement • Governance • Planning • Website Development/Social Media |  Red |

Local Outcome 17 – Our partners and communities are able to be fully engaged in the way our services are delivered.

| Ref | Lead Organisation | Success measures | Commentary | Status |
|-----------|---|--|---|--|
| CPP 17.01 | Argyll and Bute Council Third Sector Partnership | Use of Community Engagement resources and activities by communities | There were 105 uses of community engagement resources in 2013-14. Resources include CPP engagement tent, PP voting and engagement tools such as 'Pockets', 'Suggestion Tree' etc |  Green |
| CPP 17.02 | Third Sector Partnership | (Number of) 'Influencing Change – Involving to Devolving' events held | In 2013-14, there were 14 'Influencing Change – Involving to Devolving' events held against a target of 12. |  Green |
| CPP 17.03 | NHS | Guided Self Help Workers are employed through Third Sector organisations | Guided Self Help Workers were employed through Third Sector organisations at the end of 2013-14. |  Green |
| CPP 17.04 | Argyll and Bute Council | 4 community centre councils are actively supported in delivering services to their communities | 4 community centre councils in partnership secured £46,000 to appoint a consultant each. All 4 committees have achieved a Development Plan to support their sustainability, and an Action Plan on which to deliver improvements to the centres and their use. |  Green |
| CPP 17.05 | Third Sector Partnership | Third sector demonstrates working in partnership – evidence of actions. (number of actions) | In 2013-14, the Third Sector worked together in partnership to deliver 24 actions against a target of 20. |  Green |

Local Outcome 18 – We engage with our partners, our communities and our customers to deliver best value services.

| Ref | Lead Organisation | Success measures | Commentary | Status |
|-----------|--------------------------|--|---|------------|
| CPP 18.01 | Third Sector Partnership | Number of forums facilitated by TSP to ensure communities are better engaged | In 2013-14, the number of forum meetings facilitated by The Third Sector Partnership was 32 against a target of 30. | ● Green |
| CPP 18.02 | Police Scotland | Maintain the number of Police and Community (PAC) meetings held | In 2013-14, Police Scotland held 53 PAC meetings compared to 46 in 2012-13. | ● Green |